



Faculty Feedback Analysis Report

on

The Academic Performance and Ambience of the Institution

2021-22

Submitted to the Director:

Remarks:

*Forwarded to coordinator of ILMC
for review.*



[Signature]
Signature

PRINCIPAL / DIRECTOR
A.J. INSTITUTE OF MANAGEMENT (AJIM)
KOTTARA CHOWKI
MANGALORE - 575 006

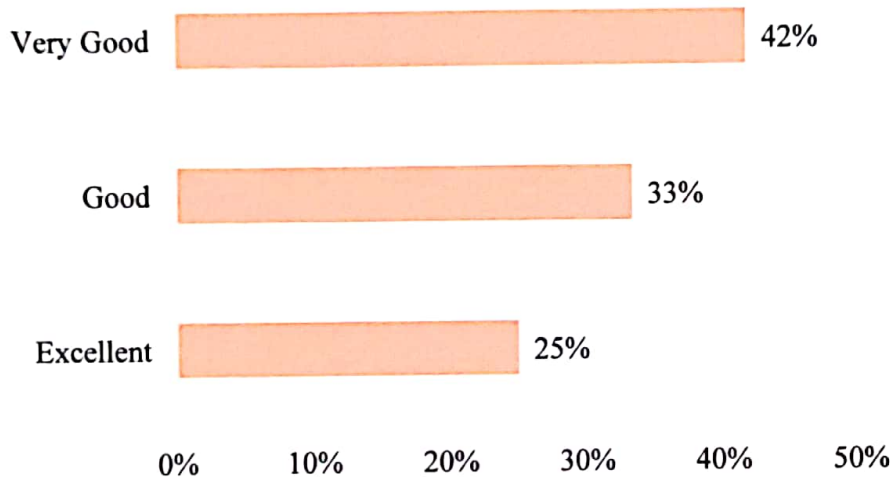




Faculty Feedback Analysis- on The Academic Performance and Ambience of the Institution

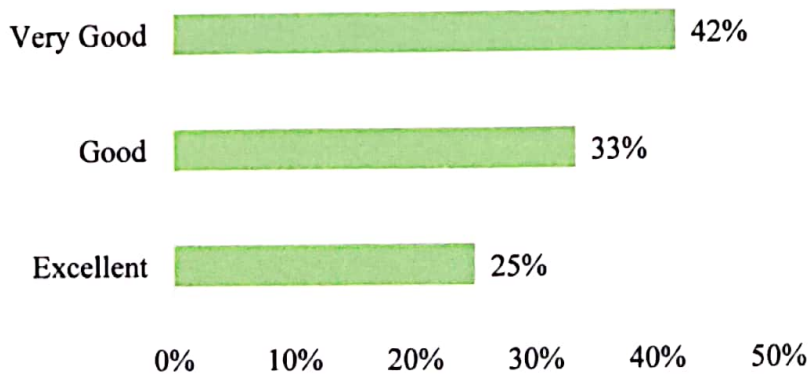
Faculty feedback was collected on the academic performance and ambience of the institution. Out of 13 faculties in the year 2021-22, 13 faculties responded and the graphical representation of each aspect is given below.

1. Rate the structure of the curriculum framed for the entire program



The chart presents that the majority of the faculties (42%) rated very good for the structure of the curriculum framed for the entire program, followed by 33% good and 25% excellent.

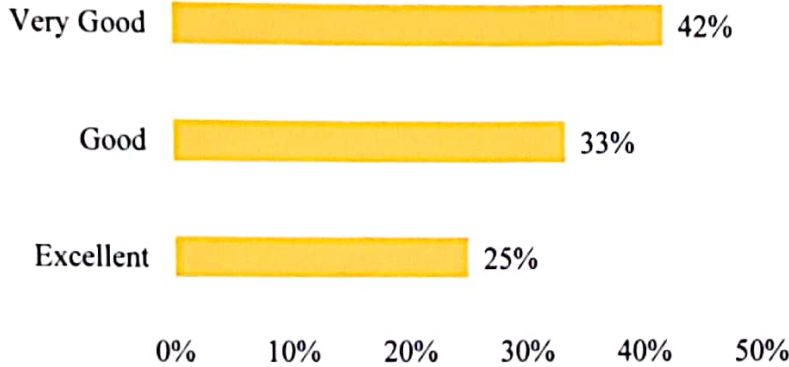
2. Rate the depth of the syllabus for the course in relation to the competencies expected by industry current global scenarios



The chart presents that the majority of the faculties (42%) rated very good for the depth of the syllabus for the course in relation to the competencies expected by industry current global scenarios, followed by 33% good and 25% excellent.

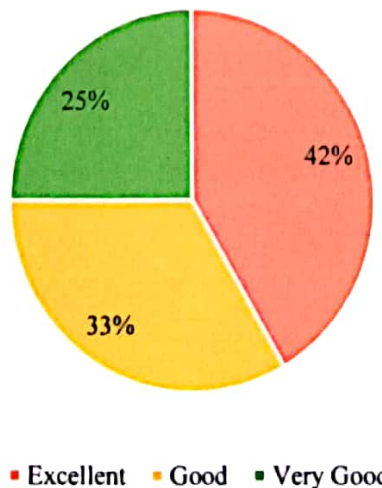


3. The classroom and laboratory environments are conducive to effective instructional delivery and practice



The chart presents that the majority of the faculties (42%) rated very good for the classroom and laboratory environments are conducive to effective instructional delivery and practice, followed by 33% good and 25% excellent.

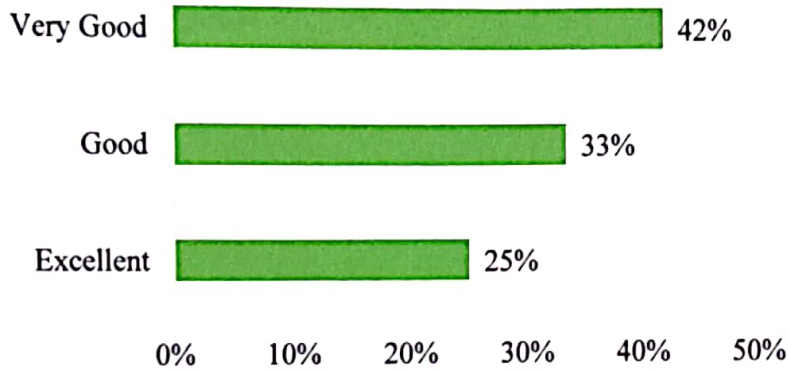
4. Library facilities are good with enormous number of books, eBooks, e Journals etc., for self-learning and research.



The chart presents that the majority of the faculties (42%) rated very good for library facilities are good with enormous number of books, eBooks, e Journals etc., for self-learning and research, followed by 33% good and 25% excellent.

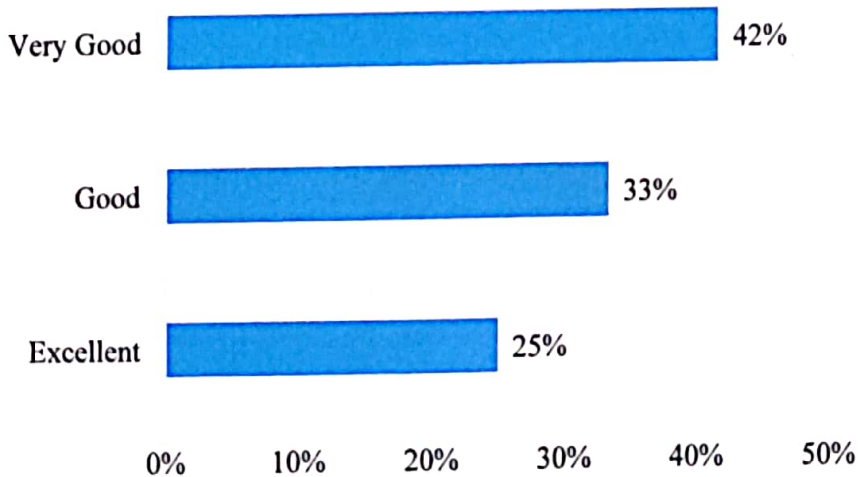


5. Campus environment promotes healthy interaction of students, teachers and other stakeholders.



The chart presents that the majority of the faculties (42%) rated very good for the campus environment promotes healthy interaction of students, teachers and other stake-holders, followed by 33% good and 25% excellent.

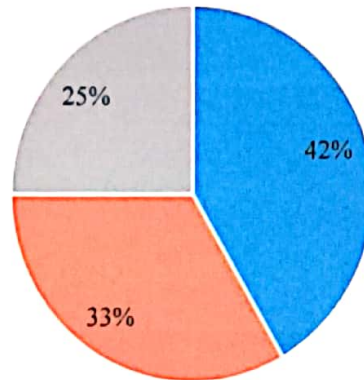
6. The efforts made towards co-curricular activities have contributed to the development of natural talents and the attainment of accolades.



The chart presents that the majority of the faculties (42%) rated very good for the efforts made towards co-curricular activities have contributed to the development of natural talents and the attainment of accolades, followed by 33% good and 25% excellent.



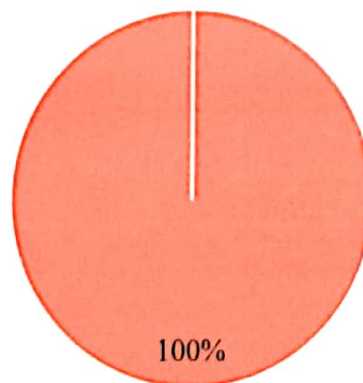
7. Campus environment promotes healthy interaction of students, teachers and other stakeholders.



■ Excellent ■ Good ■ Very Good

The chart presents that the majority of the faculties (42%) rated very good for the campus environment promotes healthy interaction of students, teachers and other stakeholders, followed by 33% good and 25% excellent.

8. The campus is designed to be plastic-free and eco-friendly, ensuring it is always neat, clean and well-maintained



■ Excellent

The chart shows that all the faculties rated excellent for the campus are designed to be plastic-free and eco-friendly, ensuring it is always neat, clean and well-maintained.